

Authorized Distributor:



Fortune Metal Finishing Corp.
116 Gould Street
Needham Heights, MA 02494
866.449.4160
sales@fortunemetal.com



Cabinet Dust Collectors



CLEMCO[®]
INDUSTRIES CORP.

ISO 9001 Certified

CDC-1 Dust Collector

RPH-4 Dust Collector



RPC-2 Dust Collector

INCREASE PRODUCTIVITY • DECREASE DUST EMISSIONS
MORE EFFICIENT SYSTEM • EXCEPTIONAL MEDIA CLEANING

Reverse-Pulse Dust Collection

Nothing outperforms a ZERO® reverse-pulse cartridge dust collector. All of our collectors trap 99.7% of dust down to 0.5 micron, dramatically decreasing the amount of dust emitted when compared to older bag-style dust collection. This increase in efficiency also leads to an increase in productivity, superior media cleaning, and reduced maintenance.

All ZERO® reverse-pulse collectors operate on a pull-through principle. The exhauster paddle wheel is never in contact with dirty air, which increases the life of the equipment. The exhauster pulls air from the cabinet hopper through the reclaimer and filter cartridges into the dust collector, before expelling clean air into the room.



Reverse-Pulse Dust Collection

CDC Collectors

The CDC collectors range from 300 to 900 cfm of air, and are best suited for light- to medium-duty use cabinets. The collectors feature a 5-gallon lined dust drum. Designed to allow optional bag-in bag-out cartridge change, they are a great choice when dealing with dust that contains hazardous waste or unknown materials.

The collectors come standard with a manually operated reverse-pulse cartridge cleaning switch. A timer-based auto pulse kit is available to convert to an automatically pulsing collector.

CDC collectors are sold with or without an exhaustor for easy conversions from push-through cabinets that use a dust bag or tubular dry filters with the exhaustor mounted on the reclaimer.

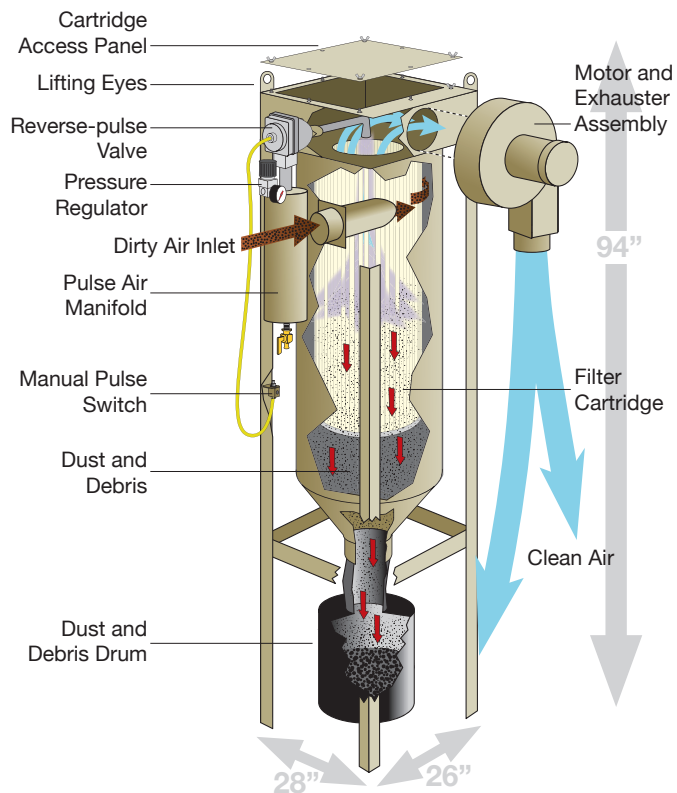
RPC Collectors

RPC collectors range from 600 to 900 cfm of air, and are best suited for medium- to high-production applications where height restrictions are a concern.

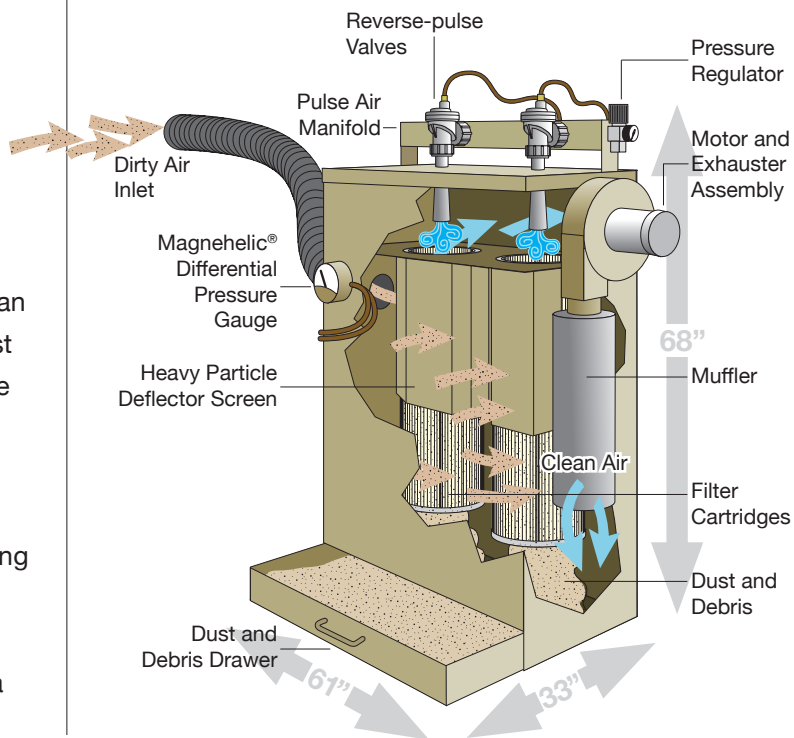
Dirty air is drawn in to the inlet on one side of the collector. The unit utilizes two filter cartridges, accessible through the top to clean the air. The reverse-pulse action knocks dust and debris down to a collection drawer in the bottom of the unit.

Other features include a Magnehelic® differential pressure gauge kit for determining when filters require service. A timer-based auto pulse kit, and a foam-covered sound-suppression muffler on the exhaustor and a control panel are also standard.

CDC



RPC

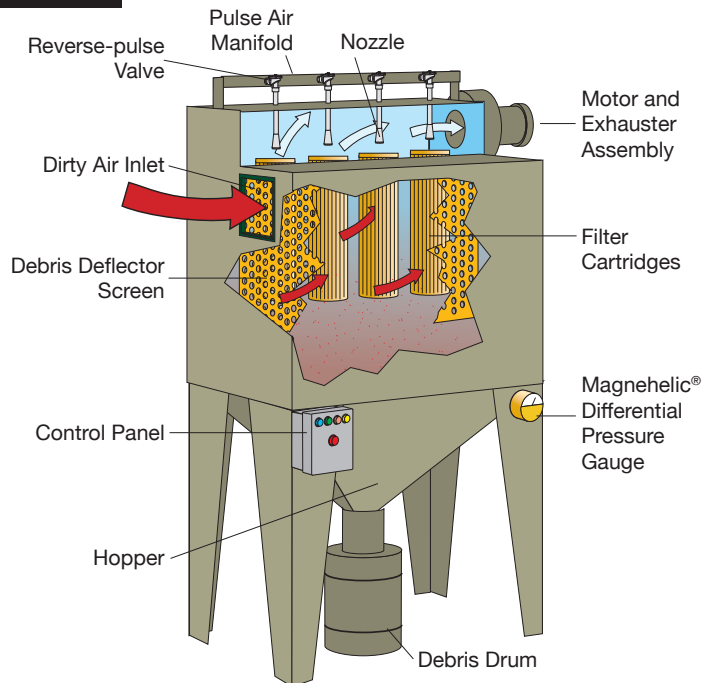


RPH Collectors

RPH collectors range from 600 to 3600 cfm of air. The collectors are designed for multi-shift, high-volume operations. The included Magnehelic® differential pressure gauge indicates to the operator when filters need service. A control panel with built-in timer automatically pulses the collector.

Models vary in size containing between 2 and 8 filter cartridges, and either one or two 30-gallon dust collection drums. Dust drums can be lined, minimizing contact when disposing of dust, an important safety feature when blasting hazardous or unknown materials. They are designed to allow optional bag-in, bag-out cartridge change.

RPH



Reverse-Pulse Dust Collector Options

HEPA Filter

All ZERO® reverse-pulse dust collectors are available with optional HEPA filtration. The HEPA filter is sold as a free-standing secondary filter connected to the outlet of the dust collector exhauster. The filter captures 99.97% of the remaining dust down to 0.3 micron.

Photohelic® Gauge

The optional Photohelic® gauge increases the life of filter cartridges, and maximizes use of the compressed air supply ensuring the pulse cleaning system is activated only when it is needed. The Photohelic® replaces the Magnehelic® on models where it is included. It monitors the change in static pressure in the exhaust system, and allows the operator to set a high and low point, controlling the auto pulse cleaning system. The system is triggered only when the static pressure reaches the high point; the cleaning cycle then continues until the gauge reaches the low point. This ensures the collector is pulsing only when it is necessary to maintain efficient operation.





BNP 65P-600 RPH
System

Reverse-Pulse Dust Collection

Cabinet Dust Collectors

When choosing dust collection, always consider: size of enclosure, production volume, condition of part to be blasted, dust generated by media, the material being blasted, and airflow rating of reclaimer.

Dust Collection Style & Model	Stock No.	Horse Power	Electrics	Nominal Airflow Rating (CFM)	Filter Area (ft ²)	Quantity of Cartridges	Cartridge S/N	Overall Exterior Dim. W x D x H (inches)	Maint. Height	Weight (lbs.)
-------------------------------	-----------	-------------	-----------	------------------------------	--------------------------------	------------------------	---------------	--	---------------	---------------

Light-Duty Applications — Manual-Pulse Cartridge Collector

CDC-1-300 E1◇	28254	1/2 HP	115v/1/60	300	235	1	15781	34 x 42 x 94	11'	543
CDC-1-600 E1◇	28255	1 HP	115v/1/60	600	235	1	15781	34 x 42 x 94	11'	555
CDC-1-600 E3◇	28240	1 HP	230v/460v/3/60	600	235	1	15781	34 x 42 x 94	11'	555
CDC-1-900 E1◇	28453	2 HP	115v/1/60	900	374	1	28259	34 x 42 x 94	12'6"	561
CDC-1-900 E3◇	28256	2 HP	230v/460v/3/60	900	374	1	28259	34 x 42 x 94	12'6"	561
CDC-1-300 LE*	28251	Less exhauster		300	235	1	15781	34 x 42 x 94	11'	525
CDC-1-600 LE*	28252	Less exhauster		600	235	1	15781	34 x 42 x 94	11'	525
CDC-1-900 LE*	28253	Less exhauster		900	374	1	28259	34 x 42 x 94	12'6"	525

Medium- and High-Production Applications — Automatic-Pulse Cartridge Collector

RPC-2-600	15804	1 HP	115v/1/60	600	470	2	15781	61 x 33 x 68	8'10"	620
RPC-2-600	15939	1 HP	230v/460v/3/60	600	470	2	15781	61 x 33 x 68	8'10"	620
RPC-2-900	20526	2 HP	230v/460v/3/60	900	470	2	15781	61 x 33 x 68	8'10"	630

High-Production-Industrial Applications — Automatic-Pulse Cartridge Collector with integral Hopper

RPH-2-600	20527	1 HP	115v/1/60	600	470	2	15781	68 x 46 x 143	15'1"	1000
RPH-2-600	20528	1 HP	230v/460v/3/60	600	470	2	15781	68 x 46 x 143	15'1"	1180
RPH-2-900	20529	2 HP	230v/460v/3/60	900	470	2	15781	68 x 46 x 143	15'1"	1190
RPH-3	20530	5 HP	230v/460v/3/60	1200	705	3	15781	91 x 48 x 143	15'1"	1805
RPH-4	20531	7.5 HP	230v/460v/3/60	1800	940	4	15781	109 x 48 x 144	15'2"	1950
RPH-6	20532	10 HP	230v/460v/3/60	2500	1410	6	15781	109 x 70 x 171	17'5"	2140
RPH-8	20533	15 HP	230v/460v/3/60	3600	1880	8	15781	109 x 70 x 171	17'5"	2300

Optional HEPA after Filters

HEPA-600	23625	n/a	n/a	600	n/a	1	22502	25 x 25 x 45	3'6"	160
HEPA-900	23626	n/a	n/a	900	n/a	1	22502	25 x 25 x 45	3'6"	170
HEPA-1200	23627	n/a	n/a	1200	n/a	1	22502	25 x 25 x 45	3'6"	180

◇ When converting a cabinet from a Dry Filter collector to a CDC collector, a reclaimer conversion kit is needed.

*To mount an existing motor from a cabinet with 300 cfm or 600 cfm reclaimer (in a push-thru system) to the CDC-1 collector (pull-thru system), order an adaptor plate and gasket. For 300 cfm, order adaptor plate 28245 and 9 feet 00187 gasket; for 600 cfm, order adaptor plate 28246 and 9 feet 00187 gasket. A 900 cfm reclaimer motor requires no mounting plate. **IMPORTANT:** When converting, and buying a CDC collector less exhauster, always make sure the cfm rating and motor HP specification of the exhauster motor to be moved matches CDC-1 exhauster motor specification.



Authorized Distributor:



Fortune Metal Finishing Corp.
116 Gould Street
Needham Heights, MA 02494
866.449.4160
sales@fortunemetal.com



©2016 Clemco Industries Corp.
One Cable Car Drive • Washington, MO 63090 • Phone: 636.239.4300 • Fax: 800.726.7559
info@clemcoindustries.com • www.clemcoindustries.com