



Authorized Distributor:



**Fortune Metal Finishing Corp.**  
 116 Gould Street  
 Needham Heights, MA 02494  
 866.449.4160  
 sales@fortunemetal.com

# Cyber-jet conveyORIZED parts cleaning systems

With a Cyber-Jet conveyORIZED parts washer you get quality, elegance, and flexibility.

For any model, you can choose the canopy style: hinged tops or hinged doors. The Cyber-jet line of conveyor washers are smartly engineered, elegantly designed, and ruggedly constructed.


Standard belt widths are available in 14", 24", 36" and 48".

Custom smaller and larger sizes are also available.





# Standard features



▶ **Canopy Design/Access**

Two (2) different canopy styles are available: 1) hinged, lift-up canopies that lock in the open position (*standard on C-14's unless specified otherwise*), or 2) hinged doors on one or both sides of the canopy (*standard on the C-24's, C-36's, and C-48's unless specified otherwise.*) Both designs offer excellent access.

▶ **True Modular Construction**

The Cyber-Jets are truly modular in that they can be expanded or changed without a torch and welder. The design provisions are as follows: a) the load and unload ends are bolt-on... end modules can move to the middle and vice versa, b) the main wash, rinse, and dry modules also bolt together... there are no welded connections, and c) the conveyor rails and wireways terminate at each module.

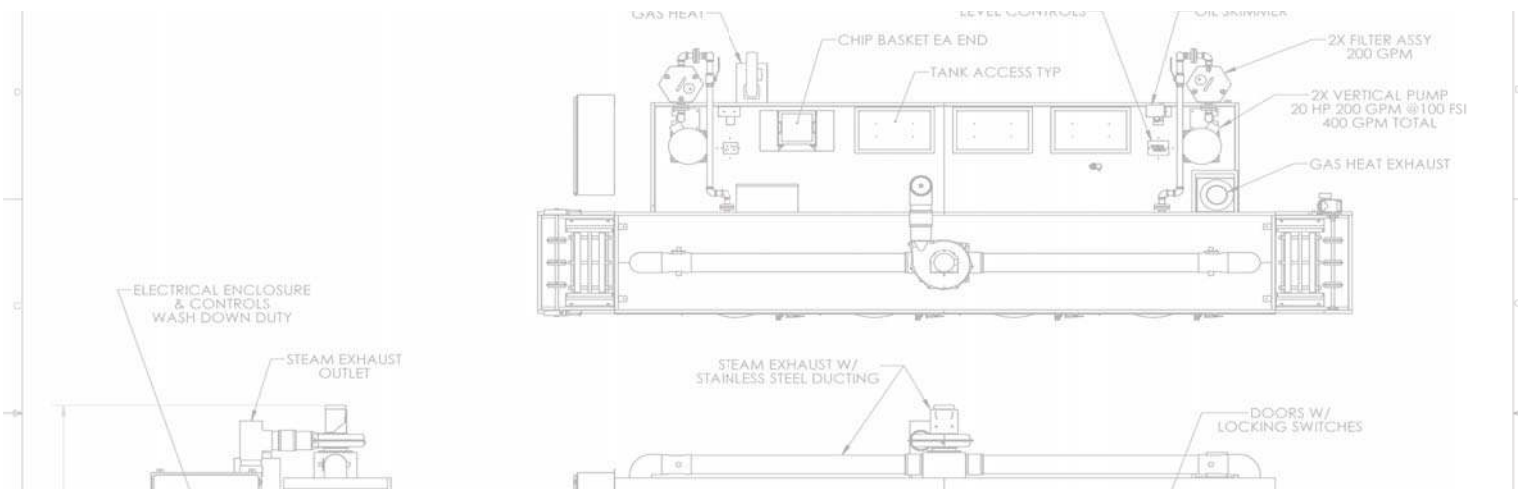
▶ **"Wetted" Parts are Stainless Steel**

With few exceptions, all the "wetted" parts of the system are stainless steel\*. The metalwork, the pumps, the spray manifolds, the conveyor belt and support rollers, the conveyor drive shafts, the solenoid valves, etc...are stainless steel.

\*The only exceptions are: 1) steam exhaust fans are aluminum, 2) blowers for drying are mild steel, and 3) some ductwork is PVC.

▶ **Insulation / Stainless Steel Cladding**

Wherever practical, the vertical and top surfaces of a Cyber-Jet system are insulated or shielded. Insulated surfaces have 1" thick insulation material ("R" value of 4) which is then covered with stainless steel cladding.





**Fortune Metal Finishing Corp.**  
 116 Gould Street  
 Needham Heights, MA 02494  
 866.449.4160  
 sales@fortunemetal.com

# Standard features



## continued



### Natural Stainless Steel Finish

The exterior of the system has a natural stainless steel finish. Only components such as the control box and motors are painted. The C-14's have a # 4 brushed finish. The larger system have a # 2B finish

### Heavy Duty Conveyor

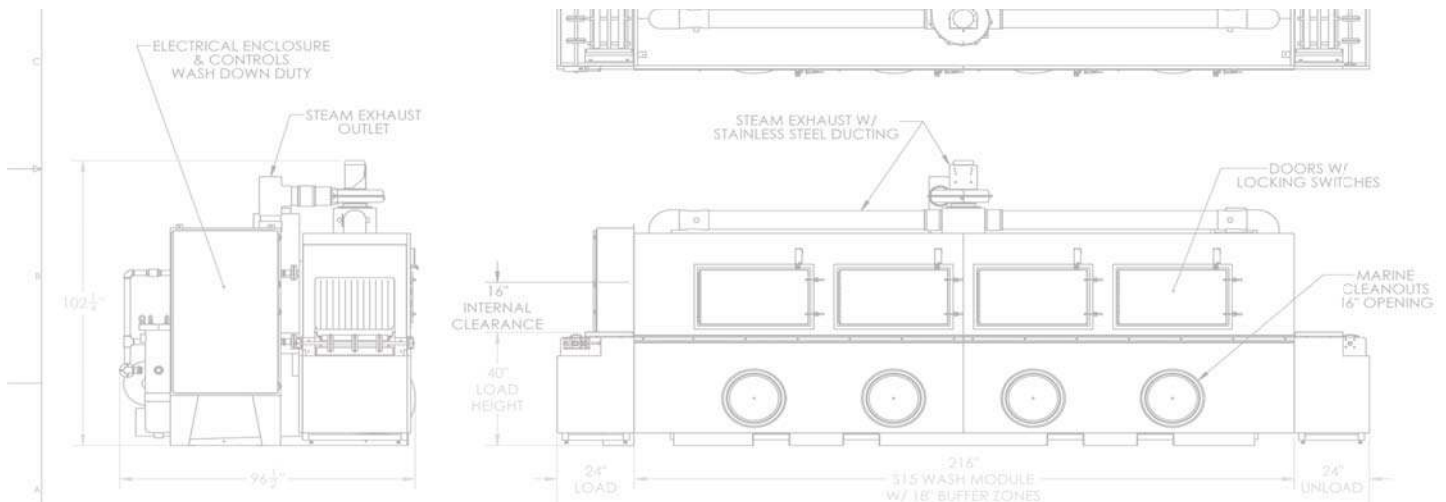
The conveyor specifications are as follows: a) stainless steel "flat wire" belting... 3/8" high with 1" x 1" openings, b) supported with rollers for minimal friction and belt wear, c) variable speed... 1-10 FPM, d) rated for 50 lbs per linear ft., and e) take-up bearings on the load end/ torque limiting device on drive end.

### Solution Tanks / Seal-less Pumps

All solution tanks of these parts washers have the following features: 1) vertical (seal-less) pumps with TEFC motors and single-piece shafts, 2) water level sensors for "normal", "add water", "low", and "high" detection, 3) stainless steel solenoid for auto water fill, 4) large, slide-out chip basket, 5) sloped tank floor, 6) drain and overflow couplers (numbers 2 and 3 are optional on C-14's.)

### The Spray Chambers

The spray chambers/ tunnels for all the spray modules share the following characteristics: 1) extended drain/ buffer areas on both sides of the spray zone to prevent splash-out and cross contamination, 2) inside flooring to force all water to enter the removable chip/ debris basket before re-entering the tank, 3) stainless steel spray manifolds, and 4) two(2) spray curtains on each end.







# Standard features

## continued



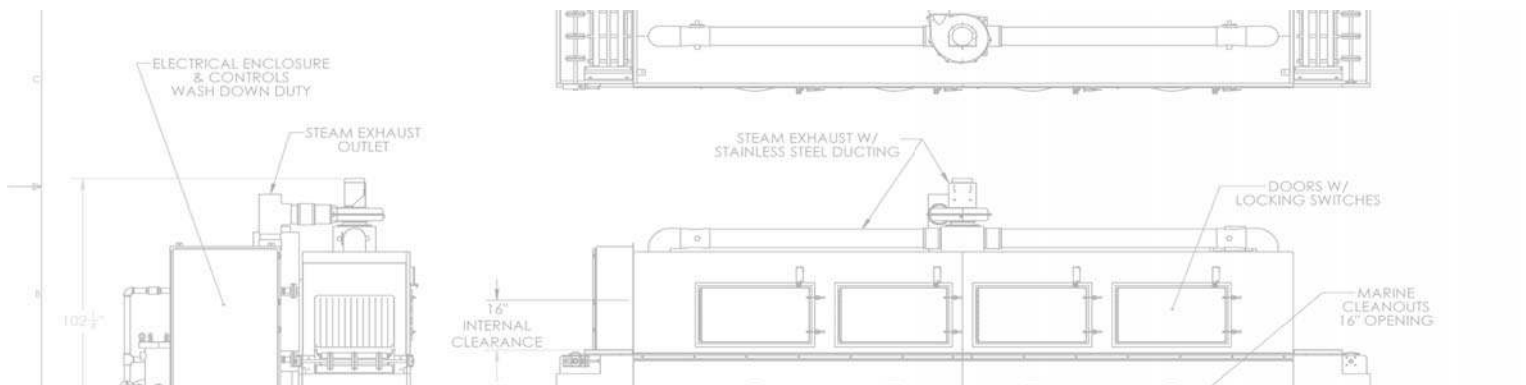
▶ **The Drying Modules**
▶ **Central Control Station**
▶ **Validation Testing & Support Services**
▶ **Available Options**

Better Engineering offers drying modules as well as simple blow-off sections. The drying modules have the following specifications: 1) centrifugal blowers for 15,000 FPM air velocity, 2) recirculation system to conserve heat and prevent “blow-out”, 3) optional air heater to boost the air temperatures up to 250 degrees F, 4) top and bottom air knives... the top air knives are adjustable, 5) pitched floor directs most of the water back to the previous spray module, and 6) full insulation.

All controls for a Cyber-Jet system are in a central control station. The main features of the control station are: 1) nema 12 enclosure, 2) main fused disconnect/ lockable, 3) designed for 460V, 3 ph, 60 Hz main power... controls are 110 V , 4) all circuits (control and power) are fused, 4) on/ off switches and lights for each main device, 5) digital thermostats for all tanks and heated dryers, 6) speed controller for the conveyor belt, 7) indicator lights for fault conditions, etc.

All Cyber-Jets have an official run-off requirement where customers are invited to the factory for thorough inspection and testing. Better Engineering also offers optional installation assistance and training for your parts washer.

The available options for these parts washers include: 1) various filtration elements including powered oil skimmers, oil/ water coalescing tanks, strainers and bag filters, 2) gas and steam heat in lieu of electric heat, 3) steam exhaust units and mist collection systems, 4) special belts and other types of conveyors, 5) PLC’s, etc.





# Model specifications

Module	Type of Module	Conveyor Width	Working Height	Canopy Length	Length of Spray Zone	Tank Size / Heat (Nom. Temp)	Pump Size / Output
C-14-S2	Spray, Recirculated	14"	8"	43"	24"	175 gal. / 24 kW (140°F)	3.0 HP , 65GPM / 45PSI
C-14-FR	Fresh Water Rinse	14"	8"	43"	24"	n/a	3 GPM / 30 PSI (Customer Supplies)
					Length of Dry Zone	Air Heat System (Nom. Temp)	Blower Size / Output
C-14-CD	Compressed Air Dry	14"	8"	43"	24"	n/a	n/a
C-14-DA	Non-Heated Dry	14"	8"	43"	24"	n/a	5 HP, 900 CFM
C-14-DH	Heated Dry	14"	8"	43"	24"	18 kW (200°F)	5 HP, 900 CFM
All	<i>Conveyor load height is 40" above the ground; exposed conveyor on load end is 14" the unload end is 12".</i>						

Module	Type of Module	Conveyor Width	Working Height	Canopy Length	Length of Spray Zone	Tank Size / Heat (Nom. Temp)	Pump Size / Output
C-24-S3	Short Spray, Recirculated	24"	16"	68"	36"	275 gal. / 36 kW (140°F)	5.0 HP, 100GPM / 55PSI
C-24-S5	Long Spray, Recirculated	24"	16"	92"	60"	400 gal. / 48 kW (140°F)	7.5 HP, 150 GPM / 55 PSI
C-24-FR	Fresh Water Rinse	24"	16"	30"	12"	n/a	3 GPM / 30 PSI (Customer Supplies)
					Length of Dry Zone	Air Heat System (Nom. Temp)	Blower Size / Output
C-24-SB	Blow Off	24"	16"	30"	12"	n/a	10 HP, 500 CFM
C-24-DA	Non-Heated Dry	24"	16"	72"	40"	n/a	10 HP, 1900 CFM
C-24-DH	Heated Dry	24"	16"	72"	40"	45 kW (250°F)	10 HP, 1900 CFM
All	<i>Conveyor load height is 40" above the ground; exposed conveyor on either end for loading and unloading is 18".</i>						



Model C-24/S5/S5/DH



# Model specifications

Module	Type of Module	Conveyor Width	Working Height	Canopy Length	Length of Spray Zone	Tank Size / Heat (Nom. Temp)	Pump Size / Output
C-36-S3	Short Spray, Recirculated	36"	16"	68"	36"	350 gal. / 48 kW (140°F)	7.5 HP , 150GPM / 55PSI
C-36-S5	Long Spray, Recirculated			92"	60"	500 gal. / 60 kW (140°F)	10 HP, 200 GPM / 55 PSI
C-36-FR	Fresh Water Rinse	36"	16"	30"	12"	n/a	4 GPM / 30 PSI (Customer Supplies)
					Length of Dry Zone	Air Heat System (Nom. Temp)	Blower Size / Output
C-36-SB	Blow Off	36"	16"	30"	12"	n/a	15 HP
C-36-DA	Non-Heated Dry	36"	16"	72"	40"	n/a	15 HP, 3000 CFM
C-36-DH	Heated Dry	36"	16"	72"	40"	45 kW (250°F)	15 HP, 3000 CFM
All	<i>Conveyor load height is 40" above the ground; exposed conveyor on load end is 14" the unload end is 18".</i>						
Module	Type of Module	Conveyor Width	Working Height	Canopy Length	Length of Spray Zone	Tank Size / Heat (Nom. Temp)	Pump Size / Output
C-48-S3	Short Spray, Recirculated	48"	16"	68"	36"	400 gal. / 48 kW (140°F)	10 HP, 200GPM / 55PSI
C-48-S5	Long Spray, Recirculated	48"	16"	92"	60"	600 gal. / 72 kW (140°F)	15 HP, 250 GPM / 55 PSI
C-48-FR	Fresh Water Rinse	48"	16"	30"	12"	n/a	5 GPM / 30 PSI (Customer Supplies)
					Length of Dry Zone	Air Heat System (Nom. Temp)	Blower Size / Output
C-48-SB	Blow Off	48"	16"	30"	12"	n/a	20 HP
C-48-DA	Non-Heated Dry	48"	16"	72"	40"	n/a	20 HP, 4000 CFM
C-48-DH	Heated Dry	48"	16"	72"	40"	63 kW (250°F)	20 HP, 4000 CFM
All	<i>Conveyor load height is 40" above the ground; exposed conveyor on either end for loading and unloading is 18".</i>						



Model C-48/S5/S5

# Aqueous detergents



## Better Engineering Aqueous Detergents

These detergents are specially formulated to maximize cleaning performance and to protect your machine. These detergents, backed by “BE’s” chemistry department and factory test center, allow Better Engineering to offer customers a full service cleaning solution.

## benefits of “BE” chemistry

- Biodegradable – No VOC’S, non-flammable, and generally non-hazardous
- Lower pH’s – Generally safe on all metals
- Forces oils to the surface for easy skimming
- Low foaming – Designed for powerful spray washers
- Excellent rust inhibition
- Free-rinsing

## lab test services

### Engineering Test Lab & Machine Demonstration Center

Better Engineering has a complete engineering lab and machine demonstration center to test clean your parts. We feel that seeing is believing and that is why we invite you to visit our plant and test center in Baltimore, MD. See your parts get cleaned first-hand. Can’t make it to Baltimore? Send your parts and we’ll test clean them for you and return the cleaned parts with a detailed report of our process, the results, and the recommended machinery. Contact Us for additional information or to schedule your **FREE** parts cleaning test.

Authorized Distributor:



**Fortune Metal Finishing Corp.**  
116 Gould Street  
Needham Heights, MA 02494  
866.449.4160  
sales@fortunemetal.com